

Winter Reservation Information & Parking Permit

TRIP ORGANIZER: Please be sure to share this information and other reservation information with your group prior to departure! Please bring your confirmation letter with you and post it in the designated location when you arrive at the hut.

HUT AMENITIES: Francie's Cabin has 20 beds, divided among 6 rooms. Overflow camping around the huts is not permitted. Francie's Cabin is equipped with propane cooktops, wood burning heat stove, firewood, cooking/eating utensils, mattresses, solar-powered lighting, indoor composting toilets, a wood burning sauna, toilet paper, paper towels, and cleaning supplies.

CAPACITY: The capacity of Francie's Cabin is 20. Groups are limited to registered guests only. Overcrowding is in violation of SHA's US Forest Service Permit and will be subject to fines and restrictions on all future reservations.

HUT USER RESPONSIBILITIES: The success of SHA depends on the care provided by our guests. You are responsible for cleaning the cabin when you arrive and depart. This includes sweeping floors, cleaning the kitchen, washing your dishes, wiping down and spraying all surfaces, and hauling out ALL FOOD AND TRASH (trash bags are provided). Other instructions and rules are posted in the cabin. Please do not snowshoe on the stairs or decks and do not lean skis or poles up against the windows.

HUTMASTERS AND VOLUNTEERS: SHA realizes that groups that reserve the entire cabin are seeking privacy. However, SHA does not prevent hutmasters or volunteers from staying in the downstairs Hutmasters' Quarters, even when one group has booked the cabin. All hutmasters and volunteers are expected to respect the privacy of cabin guests while carrying out their maintenance duties. Maintenance staff is at the cabin once a week and guests should not be surprised to encounter hutmasters or volunteers during their visit.



ARRIVAL/DEPARTURE: ARRIVAL TIME IS 2:00 PM AND DEPARTURE TIME IS 11:00 AM. Please time your travels so you arrive at Francie's Cabin after 2:00 PM. Upon departure, have your bags packed, cabin clean and other items on the "Before Departure Checklist" finished. This list is posted in the main room. Be ready to depart by 11:00 AM.



HANDICAP ACCESS: Francie's Cabin was built in accordance with the ADA and will accommodate persons with disabilities. However, Francie's Cabin should not be considered "easy access", as the trail to the cabin is a backcountry experience. For more information, please contact SHA at (970) 453-8583.



NO MOTORIZED ACCESS: During the Winter season (November to May), motorized vehicles, including snowmobiles, are prohibited on Spruce Creek and Crystal Lakes Roads. Violators may be subject to fines. Please access Francie's Cabin under your own power, carrying your own gear. There may or may not be a sign at the Spruce Creek location, but restrictions apply regardless of the absence or presence of signs.



NO DOGS: Dogs are not permitted at or near the huts. This is due to social, aesthetic and wildlife concerns, and because of the need to melt snow for water. A U.S. Forest Supervisor's Order prohibits dogs within 200 feet of Francie's Cabin. Violations are punishable by law.



NO FIRES: Due to the potential forest fire danger, campfires are not permitted. Outdoor cooking is also not permitted as it attracts bears and other wildlife. It is illegal to discharge fireworks in the National Forest.



NO DAY USE: Day use is not permitted.



DIRECTIONS TO SPRUCE CREEK TRAILHEAD & PARKING



Drive about 2.5 miles south of Breckenridge on Highway 9 and turn **RIGHT** onto Spruce Creek Road. It's a sharp right that immediately banks upward. Opposite the turn is a lake. You've gone too far if you pass the lake and see residential lots on Highway 9.



Follow Spruce Creek Road through the Crown subdivision, bearing **LEFT** at major intersections (Golden Nugget and Crown Drive). You should still be on Spruce Creek Road.




Continue on Spruce Creek Road until you reach a parking lot at the end of the road.


PARKING The trailhead parking area is marked with several Forest Service signs, one saying "Spruce Creek Portal." Please be sure to post the appropriate parking permit on your dashboard or you may be towed. Make extra copies of the parking permit if your group requires more than one vehicle. Do not leave valuables in your vehicle when parked at trailheads. Summit Huts is not responsible for theft or vandalism to vehicles.




FRANCIE'S CABIN FROM SPRUCE CREEK TRAILHEAD via SPRUCE CREEK ROAD 2.2 miles

Make sure you take the trail at the **END OF THE PARKING LOT** (it is hidden by a huge pile of snow in the winter).

 Follow FS Road 800 (Spruce Creek Road) as it exits the west side of the parking lot and bear **LEFT** at the fork.

 Continue about 1.25 miles until you reach the intersection of Spruce Creek Road and the aqueduct road.

 Turn **RIGHT** onto the aqueduct road where the sign says Wheeler Trail. Francie's Cabin is .75 miles from here. (continued next page)

- ⤴ Follow the aqueduct road to the creek, cross the cement bridge.
 - ⬅ After the bridge, turn LEFT onto FS Road 803 (Crystal Creek Road).
 - ➡ After about 50 feet, turn RIGHT onto the snow-covered driveway to Francie's Cabin, and follow it for about 600 feet to the cabin.
-



FRANCIE'S CABIN FROM SPRUCE CREEK TRAILHEAD via CRYSTAL CREEK ROAD 1.8 miles

Although shorter than the 2.2 mile Spruce Creek Road option, the 1.8 mile Crystal Creek Road to Francie's Cabin is the steeper route. Make sure you take the trail at the END OF THE PARKING LOT (it is hidden by a huge pile of snow in the winter).

- ➡ Follow FS Road 800 (Spruce Creek Road) as it exits the west side of the parking lot and bear RIGHT at the fork onto FS Road 803 (Crystal Creek Road).
 - ⤴ Continue on Crystal Creek Road for 1.1 miles, where you'll see a gate on your left.
 - ➡ Shortly after, turn RIGHT onto the snow-covered driveway to Francie's Cabin and follow it for about 600 feet to the cabin.
-

SELF RELIANCE REQUIRED: You are on your own on the trail and at Francie's Cabin. You must be self-reliant and prepared for emergencies. Plan ahead and be prepared to execute a self-rescue. In the event of an emergency call or text 911, or call Summit County Non-Emergency Dispatch at 970-668-8600.

MORE INFORMATION:

Contact Summit Huts Association

Office | 524 Wellington Rd., PO Box 2830, Breckenridge, CO 80424
Phone | (970)453-8583 (M-F) Emergency Phone | (970) 389-2902
E-mail | summithuts@summithuts.org
Website | www.summithuts.org

TO PURCHASE MAPS & FOR RESERVATIONS:

Contact 10th Mountain Division Hut Association

Phone | (970) 925-5775 (M-F)
Email | huts@huts.org
Website | www.huts.org



FRANCIE'S CABIN



Francie's Cabin is located in the White River National Forest and operates under special use permit from the Forest Service - USDA. SHA is an equal opportunity service provider.

----- cut here -----



PARKING PERMIT

SUMMIT HUTS ASSOCIATION FRANCIE'S CABIN GUEST

Reservation Name: _____

Contact Phone #: _____

*For use only at the Spruce Creek Trailhead